

---

# Wyoming County

November 27th, 2018 Presented by: Janis Cook, Budget Officer

## 2019 BUDGET PRESENTATION



# SUMMARY OF PROPOSED 2019 BUDGET

- Proposed budget
  - ❖ \$ 140,699,502
- Proposed tax levy
  - ❖ \$ 21,587,177
    - 2.64% increase
- Taxable Valuation
  - ❖ \$2,142,386,976
    - 2.97% increase
- Proposed tax rate @ 100% assessment
  - ❖ \$9.19 per thousand
    - 1.27% increase

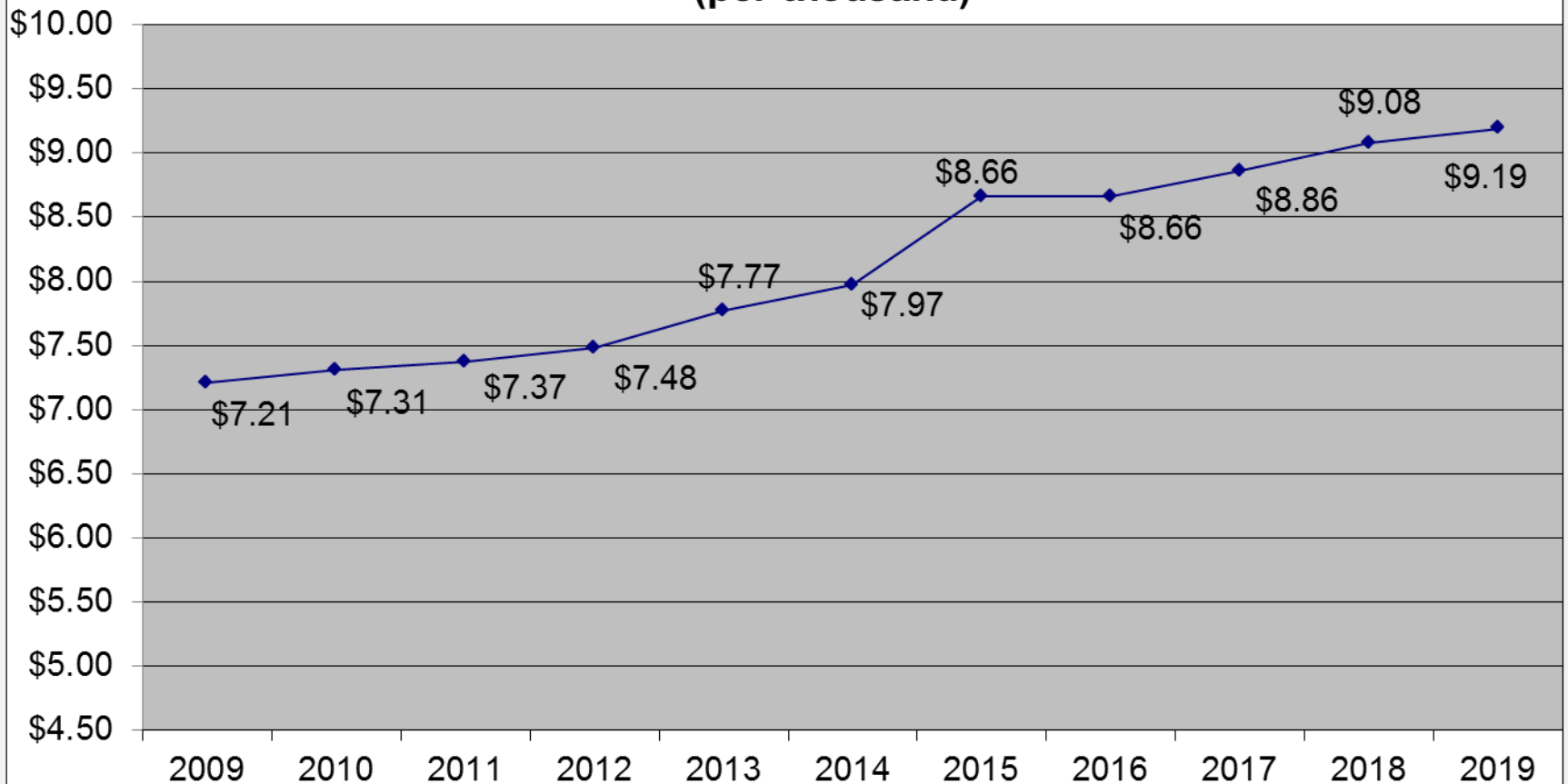
# PROPERTY TAX LEVY AND RATE

	2018	2019	Amt change from prior year	% change from prior yr
<b>Property Tax Levy</b>	\$ 21,031,622	\$ 21,587,177	\$ 555,555	2.64%
<b>Taxable Valuation</b>	\$ 2,080,646,813	\$ 2,142,386,976	\$ 61,740,163	2.97%
<b>Full Valuation</b>	\$ 2,305,027,455	\$ 2,347,723,719	\$ 42,696,264	1.85%
<b>**Property Tax Rate</b>	\$ 9.08	\$ 9.19	\$ 0.11	1.27%

\*\*100% Equalization in both FY 2018 & 2019

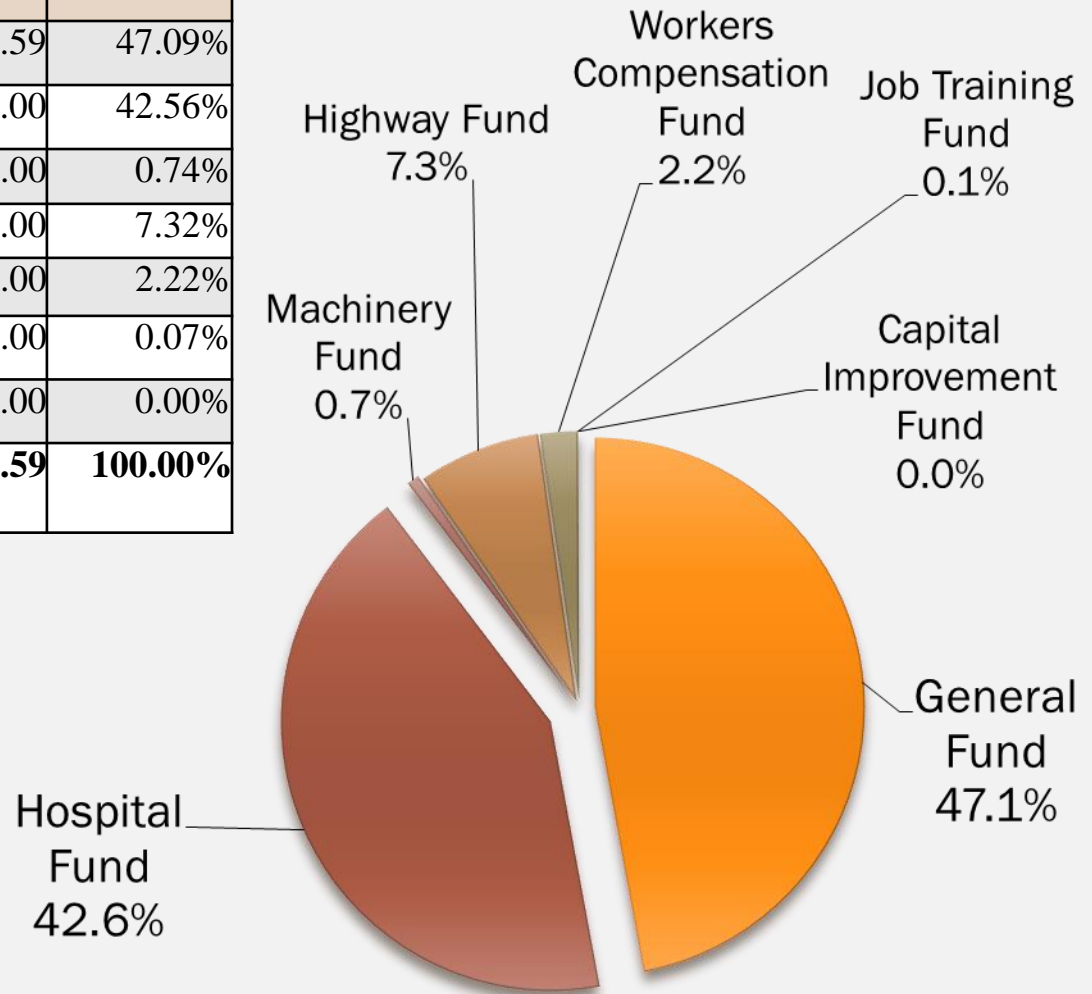
# PROPERTY TAX RATE HISTORY

**Tax Rate 2009 - Proposed 2019 (at 100% Assessment)  
(per thousand)**



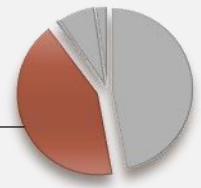
# PROPOSED BUDGET BREAKDOWN

APPROPRIATION BY FUND	EXPENDITURE	%
General Fund	66,249,183.59	47.09%
Hospital Fund	59,887,807.00	42.56%
Machinery Fund	1,040,956.00	0.74%
Highway Fund	10,297,376.00	7.32%
Workers Compensation Fund	3,124,179.00	2.22%
Job Training Fund	100,000.00	0.07%
Capital Improvement Fund	0.00	0.00%
<b>Total Budgeted Expenditures</b>	<b>140,699,501.59</b>	<b>100.00%</b>



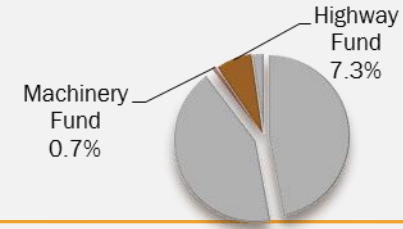
# HOSPITAL FUND

Hospital  
Fund  
42.6%

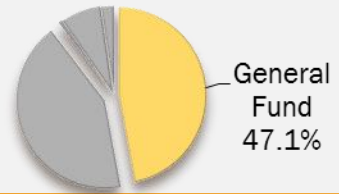


Hospital Fund		Adopted 2018	Tentative 2019	Change Amount Inc / (Dec)
Total Revenues		55,852,950	59,887,807	4,034,857
.1	Personal Svc	22,512,816	24,647,508	2,134,692
.2	Capital	0	100,000	100,000
.4	Contractual	20,570,944	22,433,764	1,862,820
.6	Principal Pmt	840,599	813,305	(27,294)
.7	Interest Pmt	185,301	150,438	(34,863)
.8	Fringe	11,743,290	11,742,792	(498)
.9	Transfers	0	0	0
Total Expenditures		55,852,950	59,887,807	4,034,857
Fund Balance		0	0	0
Levy		0	0	0

# HIGHWAY & MACHINERY FUND



Highway & Machinery Fund		Adopted 2018	Tentative 2019	Change Amount Inc / (Dec)
Total Revenues		10,439,058	10,763,332	324,274
.1	Personal Svc	1,483,726	1,521,497	37,771
.2	Capital	100,000	99,700	(300)
.4	Contractual	8,227,993	8,765,360	537,367
.6	Principal Pmt	150,000	0	(150,000)
.7	Interest Pmt	3,750	0	(3,750)
.8	Fringe	1,031,511	951,775	(79,736)
.9	Transfers	0	0	0
Total Expenditures		10,996,980	11,338,332	341,352
Fund Balance		(557,922)	(575,000)	(17,078)
Levy		(0)	0	0

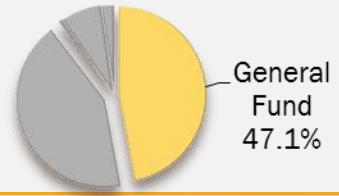


# GENERAL FUND

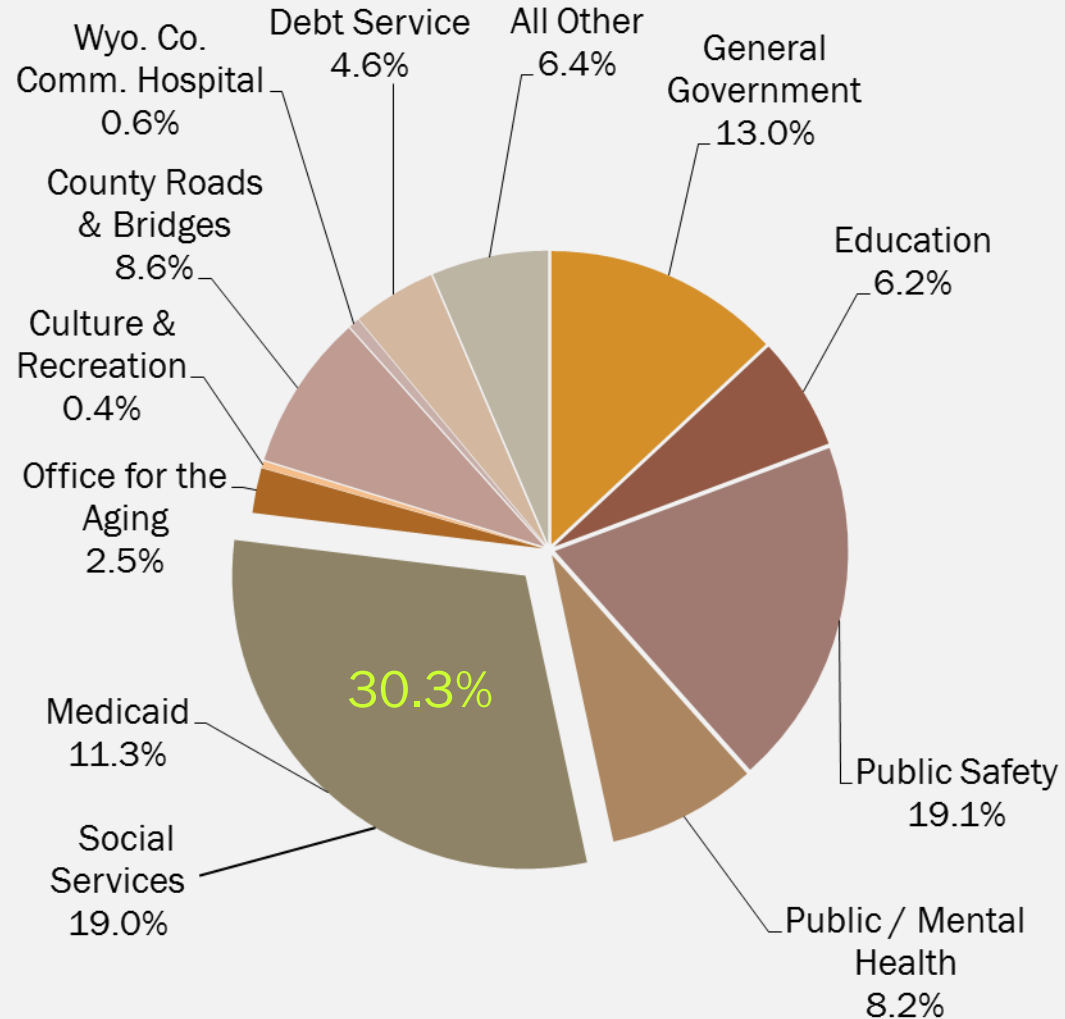
General Fund		Adopted 2018	Tentative 2019	Change Amount Inc / (Dec)
Total Revenues		41,977,052	43,562,007	1,584,955
.1	Personal Svc	15,281,696	16,203,664	921,968
.2	Capital	294,650	296,800	2,150
.4	Contractual	30,428,703	30,985,873	557,170
.6	Principal Pmt	2,150,695	2,281,249	130,554
.7	Interest Pmt	926,365	771,337	(155,028)
.8	Fringe	9,443,174	9,582,611	139,437
.9	Transfers	5,943,391	6,127,650	184,259
	Highway	5,511,446	5,696,015	184,569
	Machinery	0	0	0
	Hospital	391,700	390,875	(825)
	CIP	0	0	0
	Workers Comp	40,245	40,760	515
Total Expenditures		64,468,674	66,249,184	1,780,510
Fund Balance		(1,460,000)	(1,100,000)	360,000
Allowance for Taxes		0	0	0
Levy		21,031,622	21,587,177	555,555

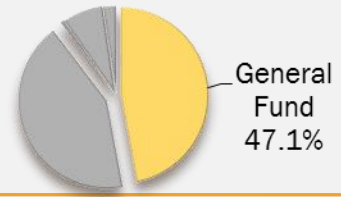


# GENERAL FUND EXPENDITURES



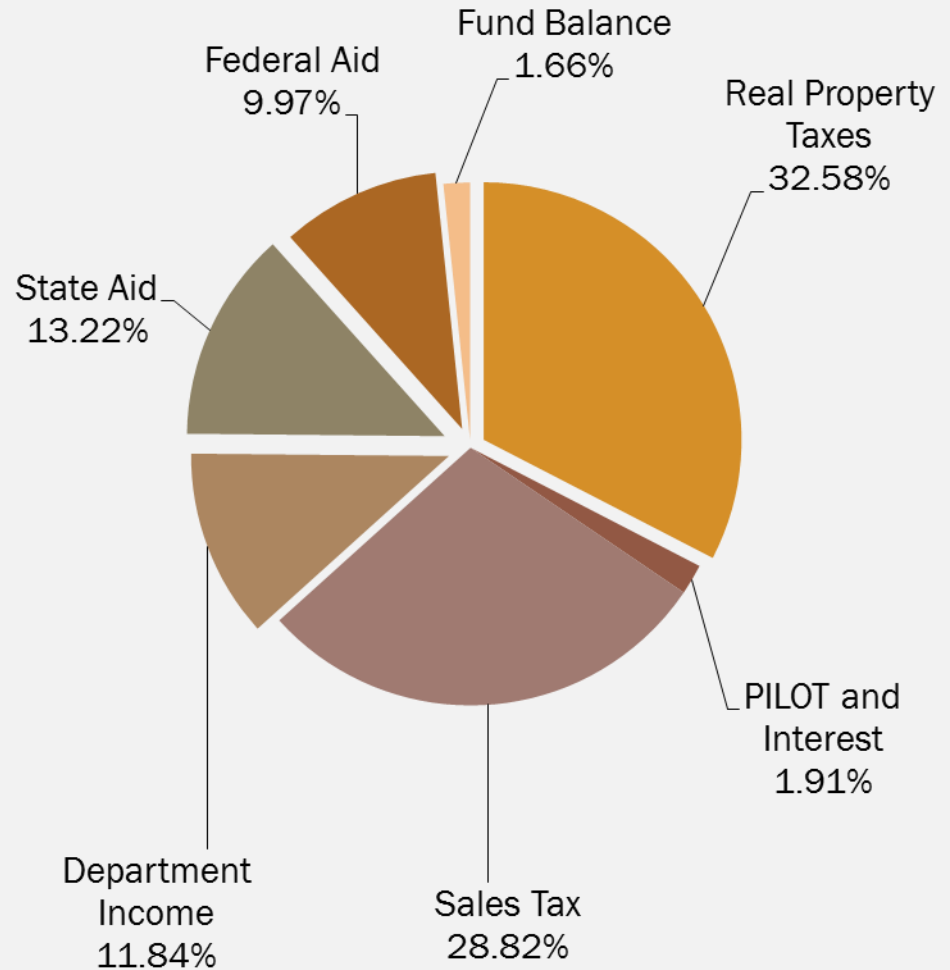
GENERAL FUND	EXPENDITURE	%
General Government	8,644,812	13.05%
Education	4,128,701	6.23%
Public Safety	12,668,110	19.12%
Public / Mental Health	5,450,345	8.23%
Social Services	12,595,476	19.00%
Medicaid	7,487,492	11.30%
Office for the Aging	1,640,135	2.48%
Culture & Recreation	242,790	0.37%
County Rds & Bridges	5,696,015	8.60%
WCCH	390,875	0.59%
Debt Service	3,052,586	4.61%
All Other	4,251,847	6.42%
Total Budgeted Expenditures	66,249,184	100.00%





# GENERAL FUND REVENUE

GENERAL FUND	REVENUE	%
Real Property Taxes	21,587,177	32.58%
PILOT and Interest	1,265,062	1.91%
Sales Tax (Including Interest /911 surcharge /hotel /motel tax /auto use tax)	19,091,202	28.82%
Department Income (Fees/Local Rev/Permits/Fines/Donations /Sale of Property & Interfund Revenue)	7,842,843	11.84%
State Aid	8,761,152	13.22%
Federal Aid	6,601,749	9.97%
<b>Total General Fund Revenue</b>	<b>65,149,184</b>	<b>98.34%</b>
Fund Balance	1,100,000	1.66%
<b>Total to Cover 2019 Expenditures</b>	<b>66,249,184</b>	<b>100.00%</b>



\* See slide #14 for Property Tax rate calculation

FUNCTION	APPROPRIATIONS	STATE & FEDERAL AID	REVENUES	TAX LEVY / SURPLUS
General Governmental Support	\$0.00	\$0.00	\$19,374,062.00	(\$19,374,062.00)
Legislative	\$786,564.33	\$0.00	\$600.00	\$785,964.33
Judicial	\$1,881,687.33	\$757,017.89	\$142,325.00	\$982,344.44
Finance	\$1,303,391.46	\$0.00	\$986,198.75	\$317,192.71
Staff	\$4,461,032.02	\$76,116.00	\$1,915,185.50	\$2,469,730.52
Special Items	\$212,137.00	\$0.00	\$0.00	\$212,137.00
Education	\$4,128,700.54	\$1,115,720.00	\$0.00	\$3,012,980.54
Public Safety	\$12,668,109.78	\$735,164.00	\$1,079,622.04	\$10,853,323.74
Health	\$5,450,344.54	\$3,745,099.30	\$728,808.51	\$976,436.73
Social Services (Less Medicaid)	\$12,595,476.72	\$7,815,302.00	\$646,220.00	\$4,133,954.72
Social Services (Medicaid / MMIS)	\$7,487,492.00	\$0.00	\$0.00	\$7,487,492.00
Economic Development	\$605,291.35	\$0.00	\$286,146.78	\$319,144.57
Other	\$242,267.71	\$11,668.00	\$9,000.00	\$221,599.71
Economic Assistance (OFA)	\$1,640,135.36	\$835,045.00	\$231,227.00	\$573,863.36
Recreation	\$224,869.35	\$40,333.00	\$12,500.00	\$172,036.35
Culture	\$122,789.78	\$0.00	\$4,500.00	\$118,289.78
Adult Recreation	\$120,000.00	\$120,000.00	\$0.00	\$0.00
General Environment	\$2,527,143.83	\$75,000.00	\$2,369,711.00	\$82,432.83
Natural Resources	\$606,514.57	\$0.00	\$8,000.00	\$598,514.57
Employee Benefits	\$5,000.00	\$0.00	\$5,000.00	\$0.00
Debt Service	\$3,052,585.92	\$36,434.82	\$400,000.00	\$2,616,151.10
Interfund Transfers	\$6,127,650.00	\$0.00	\$0.00	\$6,127,650.00
Highway Funds	\$10,297,376.00	\$3,952,936.00	\$5,769,440.00	\$575,000.00
Machinery Fund	\$1,040,956.00	\$0.00	\$1,040,956.00	\$0.00
Hospital Funds	\$59,887,807.00	\$1,705,459.00	\$58,182,348.00	\$0.00
Compensation	\$3,124,179.00	\$0.00	\$3,124,179.00	\$0.00
Job Training Funds	\$100,000.00	\$100,000.00	\$0.00	\$0.00
<b>TOTALS:</b>	\$140,669,501.59	\$21,121,295.01	\$96,316,029.58	\$23,262,177.00

Less Surplus:				
General Fund				1,100,000.00
Machinery Fund				\$0.00
County Road Fund				\$575,000.00
Compensation				\$0.00
Capital				\$0.00
Subtotal Surplus Applied				\$1,675,000.00
<b>TAX LEVY:</b>				<b>\$21,587,177.00</b>

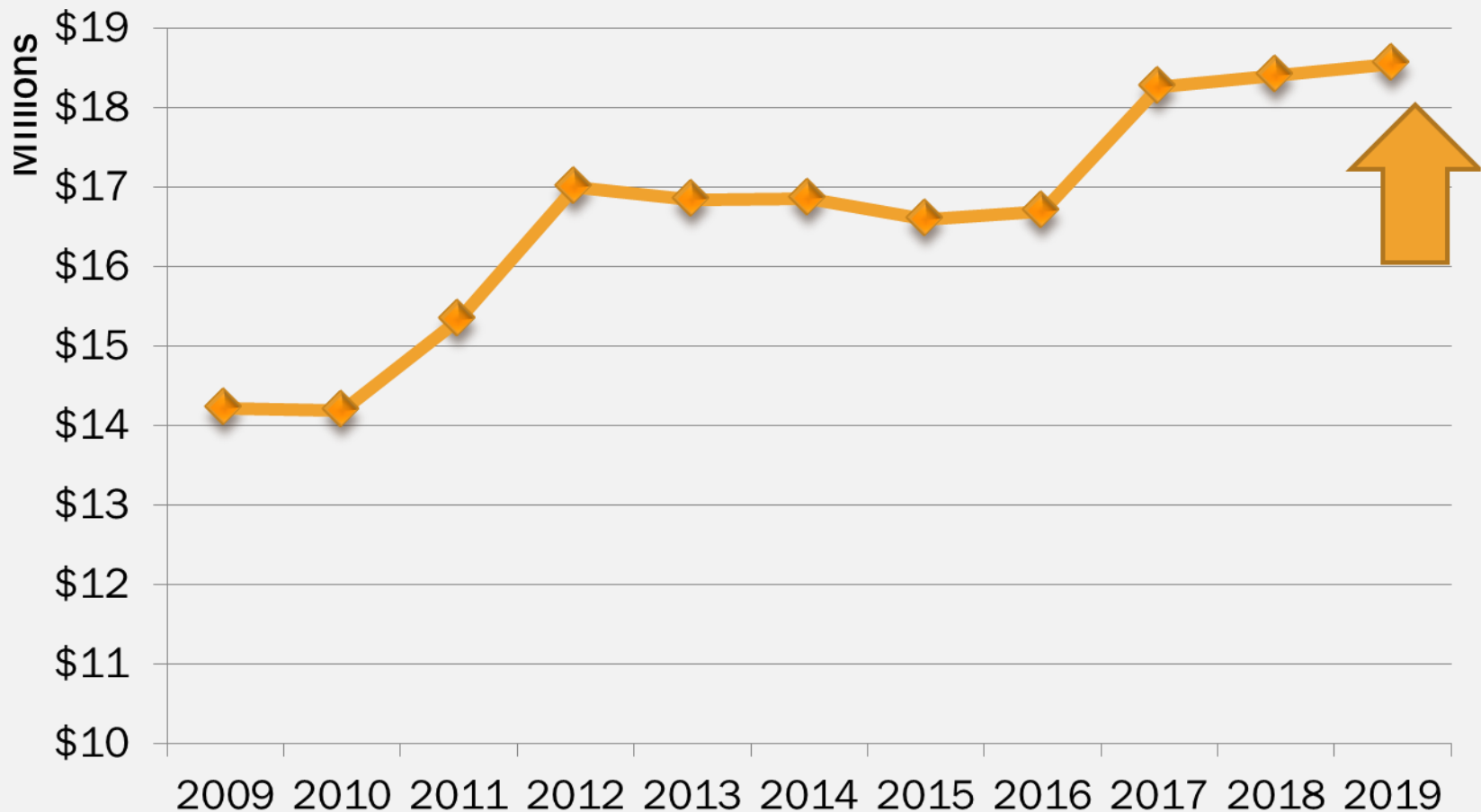
# NEW YORK STATE MANDATES

Mandates	2018 Budget	2019 Budget	Levy Increase
Medicaid (inc. IGT)*	7,474,310	7,487,492	13,182
All other mandated DSS Programs**	3,932,306	4,133,955	201,649
NYS mandated Retirement Contribution	5,798,557	5,761,845	(36,712)
Community College Expense	2,050,000	2,150,000	100,000
Probation	589,477	617,717	28,240
Indigent Defense	310,935	322,266	11,331
Special Ed Pre-K	884,874	862,981	(21,894)
Early Intervention	224,063	213,564	(10,499)
Total Levy Increase	21,264,522	21,549,820	285,298
<b>Tentative GF Levy</b>		<b>21,587,177</b>	

Mandated programs account for  
**99.83%**  
of the Tentative County Tax Levy

# SALES TAX HISTORY

Sales Tax w/ assoc. Interest 2009 - 2019 Projection



# PROPERTY TAX CAP CALCULATION

2018 Tax Levy		21,031,622
<i>Special District Levy</i>	+	<u>2,694,731</u>
2018 Total Adjusted Tax Levy		23,726,353
Tax Base Growth Factor ( <i>Provided by NYS</i> )	×	<u>1.0065</u>
		23,880,574
<i>PILOTS in 2018 (est.)</i>	+	<u>382,221</u>
		24,626,795
<i>Allowable Levy Growth 2.00% (Provided by NYS)</i>	×	<u>1.0200</u>
		24,748,051
<i>PILOTS in 2019 (est.)</i>	-	415,062
<i>Add available carryover</i>	+	19,867
2019 ESTIMATED TOTAL TAX CAP		\$24,352,856
Amount Allowed to Increase Tax Levy *		\$626,503 2.64%

\*Including Special District Levy

# PROPERTY TAX VS TAX CAP

	Adopted 2018	Tentative 2019	2019 Inc / (Dec)	2019 % Inc / -Dec
<b><u>General County Levy</u></b>				
Revenue	111,327,021.60	117,437,324.59	6,110,302.99	5.49%
Expenses	134,376,565.60	140,699,501.59	6,322,935.99	4.71%
Reserve to offset	2,017,922.00	1,675,000.00	(342,922.00)	-16.99%
<b>Total General County Levy</b>	<b>21,031,622.00</b>	<b>21,587,177.00</b>	<b>555,555.00</b>	<b>2.64%</b>
<b><u>Special District Levy</u></b>				
Town Balances	2,496.01	4,682.79	2,186.78	87.61%
Board of Elections	21,936.00	25,259.00	3,323.00	15.15%
Recycling	2,083,913.92	2,112,216.55	28,302.63	1.36%
Worker's Comp	586,385.00	606,669.00	20,284.00	3.46%
<b>Total Levy All Districts</b>	<b>23,726,352.93</b>	<b>24,336,004.34</b>	<b>609,651.41</b>	<b>2.57%</b>
<b>NYS Tax Levy Limitation</b>	<b>23,746,220.00</b>	<b>24,352,856.00</b>	<b>626,503.07</b>	<b>2.64%</b>
<b>Over / (Under) Allowable Cap</b>			<b>(16,851.66)</b>	<b>(.07%)</b>

*Under Tax Cap*

# MANDATE RELIEF FROM ALBANY?

## NYS Governor

Hon. Andrew M. Cuomo

Executive Chambers

State Capitol Building

Albany, NY 12224

(518) 474-8390



# CONTACT INFORMATION

---

➤ **NYS Senator**  
(59<sup>th</sup> District)

Hon. Patrick M. Gallivan

*Legislative Office Building, Room 512  
Albany, NY 12247  
(518) 455-3471*

*2721 Transit Road, Suite 116  
Elma, NY 14059  
(716) 656-8544*

*143 North Main St., Room 103  
Warsaw, NY 14569  
(585) 786-5048*

➤ **NYS Assemblyman**  
(147<sup>th</sup> District)

Hon. David DiPietro

*543 Legislative Office Building  
Albany, NY 12248  
(518) 455-5314*

*411 Main St.  
E. Aurora, NY 14052  
(716) 655-0951*

# THANK YOU

---

If you have any questions please feel free to contact me:



Janis Cook

Wyoming County Budget Officer

Phone: (585) 786-8804

[jcook@wyomingco.net](mailto:jcook@wyomingco.net)